



KALAWATI SARAN CHILDREN
HOSPITAL, NEW DELHI

24 Hrs. Emergency Lab
Department of Biochemistry

DXH 500
Analyser-II

Specimen ID: E-20
Patient ID: 9609
First Name: SANVI

Test: CD
Gender: U
Last Name:

Specimen: WB

Run Date/Time: 21/04/2024 16:35

Date of Birth:
Sequence #: 131556
Physician:

Age:

Collection:

Location: U-2

Comments:

Test	Result	Flags	Units	Low	High
WBC	0.48		x10 ³ /μL	4.30	13.40
LY	67.33	Rh	%	8.00	57.80
MO	8.39	R	%	4.00	12.30
NE	2.65	Fl	%	22.40	77.50
EO	21.63	Rh	%	0.00	4.70
BA	0.00	R	%	0.00	1.00
LY#	0.32	RI	x10 ³ /μL	1.00	5.80
MO#	0.04	RI	x10 ³ /μL	0.20	1.00
NE#	0.01	RI	x10 ³ /μL	1.50	7.90
EO#	0.10	R	x10 ³ /μL	0.00	0.50
BA#	0.00	R	x10 ³ /μL	0.00	0.10

Test	Result	Flags	Units	Low	High
RBC	3.84		x10 ⁶ /μL	3.84	5.03
HGB	9.06		g/dL	10.20	13.40
HCT	28.0		%	31.0	39.8
MCV	73.0		fL	71.3	87.6
MCH	23.6		pg	23.7	30.0
MCHC	32.4		g/dL	31.8	35.8
RDW	15.1	h	%	12.2	14.9
RDW-SD	34.7		fL	34.9	42.0
PLT	25.3	RI	x10 ³ /μL	189.0	403.0
MPV	8.28	R	fL	7.20	11.40

Flags & Messages

Flags:
Abnormal Diff
Suspect Diff
LY/MO Overlap
Low Diff Events
PLT3: PLT/RBC/Overlap

KALAWATI SARAN CHILDREN HOSPITAL
CLINICAL PATH LABORATORY

Sample ID : 9609 CSF
Patient Name : SAANVI U2C5 CSF
Age :
Medical unit name : UNIT 2
Sample comment :

--- Patient ---

Patient ID : 9609

Sex : Unknown

Doctor name :

--- Measurement ---

BF
Analysis time 12/04/2024 13:36:39

RBC	0.0	/μl
WBC	2.3	/μl
MN#	0.4	/μl
MN%	19.9	%
PMN#	1.8	/μl
PMN%	80.1	%
EC	0.2	/μl
TNC	2.5	/μl

--- Report comment ---

रोग का संक्षिप्त विवरण / Brief Clinical History & Examination :

K190 AML ± Myeloid Sarcoma ± high divided sigmoid colectomy

- New fl/w fever.
documented 104F
afw loose motions

B/E Stoma site
Inflammation
↳ Oint. Silodan
Oint. Fusidic

L 3cm BCM
S 1cm BCM.

↓
IV antibiotic (Levofloxacin + Sulbactam
Amikacin)

↓
upgraded to
mero / vanco

↓
Afebrile, LS (i)
Hm stable

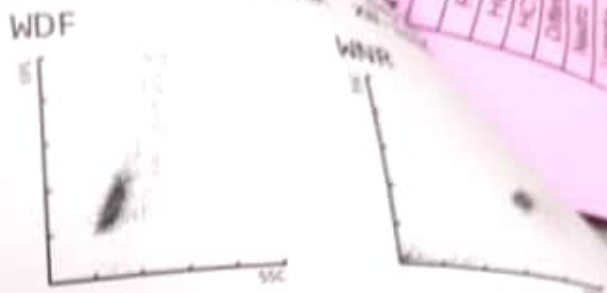
Investigation :

Sample No.: SANVI 26639 U2C2
 Patient ID:
 Name:
 Sample Comment:

Rack:

Position:
 Birth: Doctor:
 Nickname:

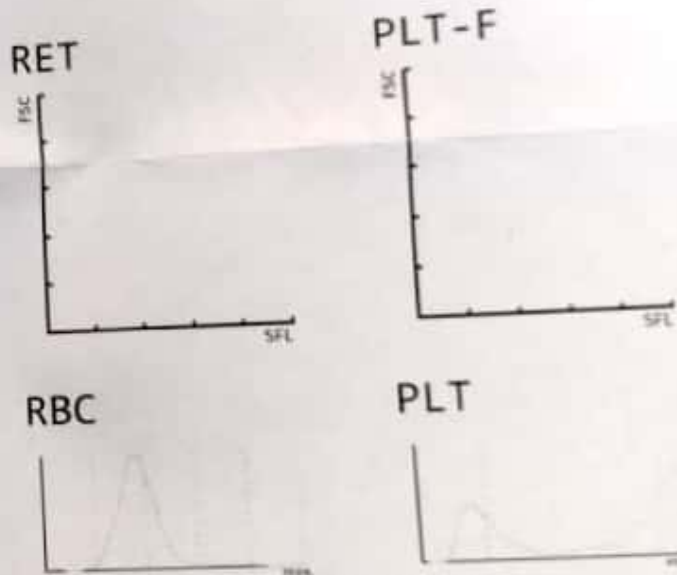
INVESTIGATION
TLC
RBC
HGB
HCT
MCV
MCH
MCHC
PLT
RDW-SD
RDW-CV
PDW
MPV
P-LCR
PCT
NRBC
NEUT
LYMPH
MONO
EO
BASO
IG
RET
IRF
LFR
MFR
HFR
RET-He
IPF
WBC-BF
RBC-BF
MN
PMN
TC-BF#



Positive

Diff. Morph. Count

WBC	2.92	-	[10 ³ /uL]	
RBC	2.38	-	[10 ⁶ /uL]	
HGB	6.5	-	[g/dL]	
HCT	21.7	-	[%]	
MCV	91.2		[fL]	
MCH	27.3		[pg]	
MCHC	30.0	-	[g/dL]	
PLT	23	*	[10 ³ /uL]	
RDW-SD	58.4	+	[fL]	
RDW-CV	17.5	+	[%]	
PDW	10.3	*	[fL]	
MPV	9.7	*	[fL]	
P-LCR	22.4	*	[%]	
PCT	0.02	*	[%]	
NRBC	0.00		[10 ³ /uL]	0.0 [%]
NEUT	0.03	*	[10 ³ /uL]	1.1 [%]
LYMPH	2.74	*	[10 ³ /uL]	93.8 [%]
MONO	0.15	*	[10 ³ /uL]	5.1 [%]
EO	0.00		[10 ³ /uL]	0.0 [%]
BASO	0.00		[10 ³ /uL]	0.0 [%]
IG	0.01	*	[10 ³ /uL]	0.3 [%]
RET			[%]	[10 ⁶ /uL]
IRF			[%]	
LFR			[%]	
MFR			[%]	
HFR			[%]	
RET-He			[pg]	
IPF			[%]	
WBC-BF			[10 ³ /uL]	
RBC-BF			[10 ⁶ /uL]	
MN			[10 ³ /uL]	[%]
PMN			[10 ³ /uL]	[%]
TC-BF#			[10 ³ /uL]	



RBC IP Message
 Anemia

PLT IP Message
 Thrombocytopenia
 PLT Clumps?

WBC IP Message
 WBC Abn Scattergram
 Neutropenia
 Lymphocytosis
 Leukocytopenia
 Blasts/Abn Lympho?
 Atypical Lympho?

Sample No: 10/10537

Patient ID

Name:

Sample Comment:

Ward: Rack: 3

Position: 10 18/10/2023 11:31:50
Doctor:

Birth:

Sex

Nickname: XN-1500-1-R

Positive

Diff. Morph. Count


WBC	3.99	[10 ³ /uL]		
RBC	2.35	- [10 ⁶ /uL]		
HGB	6.7	- [g/dL]		
HCT	21.2	- [%]		
MCV	90.2	[fL]		
MCH	28.5	[pg]		
MCHC	31.6	[g/dL]		
PLT BF	15	- [10 ³ /uL]		
RDW-SD	63.1	+ [fL]		
RDW-CV	18.8	+ [%]		
PDW	9.5	[fL]		
MPV	10.6	[fL]		
P-LCR	30.5	[%]		
PCT	0.02	- [%]		
NRBC	0.00	[10 ³ /uL]	0.0	[%]
NEUT	0.23	* [10 ³ /uL]	5.8	* [%]
LYMPH	3.46	* [10 ³ /uL]	86.7	* [%]
MONO	0.30	* [10 ³ /uL]	7.5	* [%]
EO	0.00	* [10 ³ /uL]	0.0	* [%]
BASO	0.00	[10 ³ /uL]	0.0	[%]
IG	0.06	* [10 ³ /uL]	1.5	* [%]
RET	0.22	[%]	0.0052	[10 ⁶ /uL]
IRF	3.9	[%]		
LFR	96.1	[%]		
MFR	2.6	[%]		
HFR	1.3	[%]		
RET-He	34.6	[pg]		
IPF	5.1	[%]		
WBC-BF		[10 ³ /uL]		
RBC-BF		[10 ⁶ /uL]		
MN		[10 ³ /uL]		[%]
PMN		[10 ³ /uL]		[%]
TC-BF#		[10 ³ /uL]		

WBC IP Message
WBC Abn Scattergram
Neutropenia
Blasts/Abn Lympho?
Atypical Lympho?

RBC IP Message
Anemia

PLT IP Message
Thrombocytopenia

WDF



WNR



RET



PLT-F



RBC



PLT





Specimen ID: 24
Patient ID: 7262
Patient Name: SANVI

Test: CD
Gender: U
Last Name:

Specimen: WB

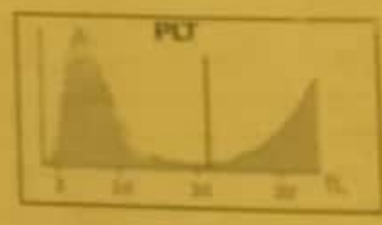
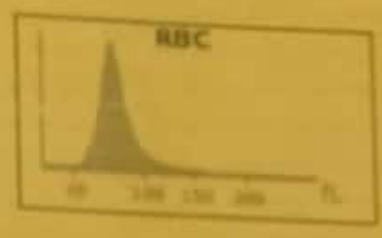
Run Date/Time: 16/03/2024 01:36
Collection:
Location: 2
Comments:

Date of Birth:
Sequence #: 130552
Physician:

Test	Result	Flags	Units	Low	High
WBC	7.57		$\times 10^9/\mu\text{L}$	3.71	10.67
LY	29.39		%	18.94	46.71
MO	11.90		%	4.88	12.81
NE	58.20		%	40.62	71.65
EO	0.34		%	0.74	6.73
BA	0.18		%	0.05	0.48
LY#	2.22		$\times 10^9/\mu\text{L}$	1.15	3.52
MO#	0.90		$\times 10^9/\mu\text{L}$	0.25	0.99
NE#	4.41		$\times 10^9/\mu\text{L}$	1.85	6.72
EO#	0.03		$\times 10^9/\mu\text{L}$	0.04	0.48
BA#	0.01		$\times 10^9/\mu\text{L}$	0.00	0.03

Test	Result	Flags	Units	Low	High
RBC	4.88		$\times 10^6/\mu\text{L}$	3.87	5.68
HGB	11.66		g/dL	12.00	16.75
HCT	36.6		%	35.1	48.7
MCV	75.0		fL	78.4	97.6
MCH	23.9		pg	26.5	33.5
MCHC	31.9		g/dL	32.9	35.4
RDW	16.8	h	%	12.7	15.6
RDW-SD	38.2		fL	38.9	49.0
PLT	309.5	R	$\times 10^9/\mu\text{L}$	150.5	366.8
MPV	7.26	R	fL	7.42	10.77

Flags & I
Flags:
Suspect C
PLT3: PLT



Handwritten signature or initials.

Shot on OnePlus

DEPARTMENT OF PATHOLOGY

LADY HARDINGE MEDICAL COLLEGE & SMT. S.K. HOSPITAL, NEW DELHI

CYTOLOGY REPORT FORM

Name of Patient... Sianvi Sex F Age 1/20 9/09 Regd. No. _____
 Hospital... Kalamati Ward U-15 Dr. In-Charge Dr. Pankaj Sharma
 Case No. 574/24 Smear No. 1247-48/24
 Received on 12/4/24 Reported on 12/4/24

Investigation asked for :-

CSF for malignant cytology

Report :- Gram - Received 0.5 ml of clear fluid
 TLC = 01 cells/mm³
 DC = lymphocytes 01

M/E - Cytopsin smears shows very occasional lymphocytes.
 No blasts seen.

Dr. Jenna
 Asst. Professor
 12/4/2024

Dr. Shyama
 (SR)



BACHPAN CARE ORGANIZATION

YOUR CONTRIBUTION, MANY SOLUTION

B-360, Jaitpur, Extension, Badarpur, New Delhi - 110044

E-mail: into@bachpancareorganization.org | Web: bachpancareorganization.org

Ref. No.

Date 25-04-24

सेवा में,

श्री मान संस्थापक महोदय
बचपन केयर ऑर्गेनाइजेशन
नई दिल्ली,

महोदय मैं बचपन का पिता आप से दायें जोड़ कर आपकी संस्था से यह निवेदन करता हूँ जो मेरी बच्ची शानवी ब्लड कैंसर जैसी समस्या से जुज रही है मेरी बच्ची के इलाज में बहुत खर्चा आ रहा है। हमारा परिवार पूर्ण रूप से इस कालील नहीं है, कि हमारी बच्ची के लिए इलाज में मदद कर सकें कृपा मेरी बच्ची का नया जीवन पाग दें जो कि एक वर्ष का महीना की है। आप पर जीवन भर ऊभारी रहेगा। मेरी बच्ची का इलाज जलावती शरन बात अस्पताल में भर्ती है मंभरि रूप से कृपा करने जीवन भर उपकार करे।

प्राथीं

मनु

Your Contribution Many Solutions

